

TUB + SHOWER SURROUNDS

MIRROFLEX TUB AND SHOWER WALLS are ideal for wet areas. These robust wall surfaces are an attractive, economical alternative to traditional ceramic tiling.

In fact, MirroFlex Tub and Shower Walls are a home renovator's dream thanks to their durable, non-

porous, grout-free properties and easy installation and maintenance. They are suitable for both residential and commercial environments with wet-area wall surfaces including shower recesses and laundry walls.


The standard kit includes two tub side panels with folding corners (adjustable size; fits most 30" to 40" tubs, one 60" wide tub back panel), and finishing trim for side panels (can be easily cut to size with scissors). Additional finishes and sizes may be available.




THE FORMULA: MIRROFLEX

CASCADE + GALVANIZED


PATTERNS



CASCADE



CROSSROADS




HERRINGBONE



SAVANNAH



SUBWAY TILE



WAVATION

FINISHES



**ANTIQU
BRONZE**



**BERMUDA
BRONZE**



GALVANIZED



TRAVERTINE



WHITE

DIY CASE STUDY

RESKIN YOUR SHOWER AND TUB

FIRST-TIME HOMEOWNER, Charlotte Reynolds of Thomasville, North Carolina, had a specific vision in mind when she purchased her first home, a two-story colonial style home with a few renovations required.

One of the first projects she tackled was her upstairs bathroom, mainly used by her two young children. Charlotte wanted this bathroom to be easy to clean; fun for the kids; and still a bit “grown-up” for guests.

Reynolds, however, was on a tight budget and needed to upgrade the bathroom without dipping deep into her wallet. She chose MirroFlex Tub & Shower Walls as an easy-to-install and easy-to-maintain option to update the space.

The entire project from demolition of the old tub unit, to the new tub, and finally to the plumbing and installation of MirroFlex Tub Walls, took no more than 4 days.

CASE STUDY OVERVIEW

ATI PRODUCT USED: CASCADE + GALVANIZED (MIRROFLEX TUB & SHOWER WALLS)

CONTRACTOR: RICK RAMIREZ, CARPENTER

INSTALLATION YEAR: 2013



SKILL LEVEL:
INTERMEDIATE



TIME NEEDED:
2-3 HOURS



TOOLS REQUIRED:
SCISSORS / J ROLLER
NOTCHED TROWEL / CAULKING GUN



WATCH THE ENTIRE DIY:
WWW.ATILAMINATES.COM/MF-TUB